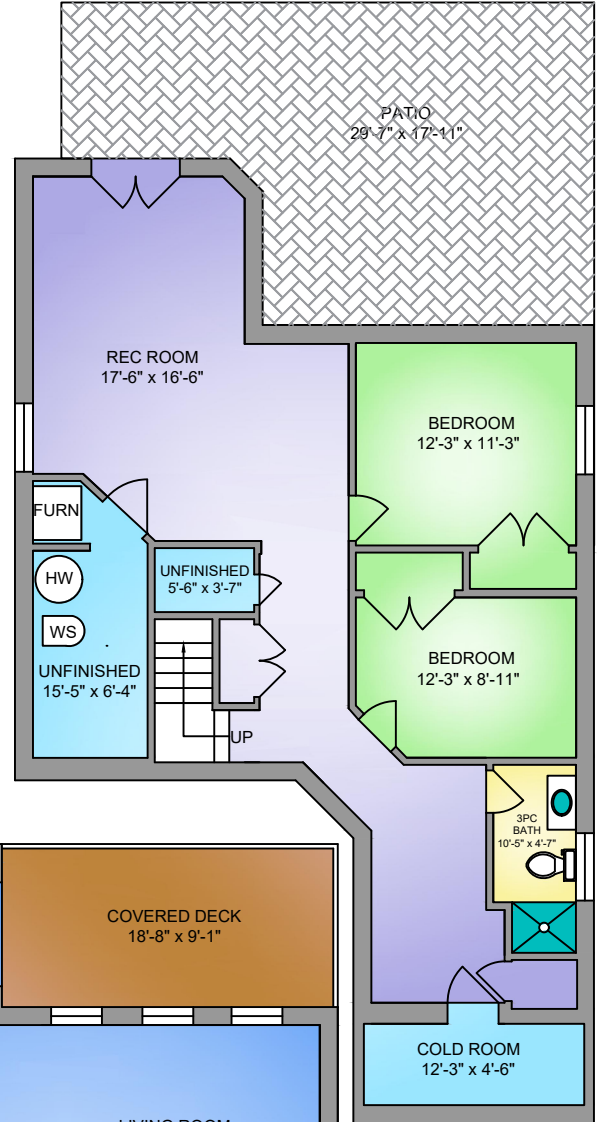
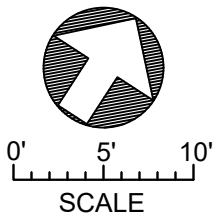
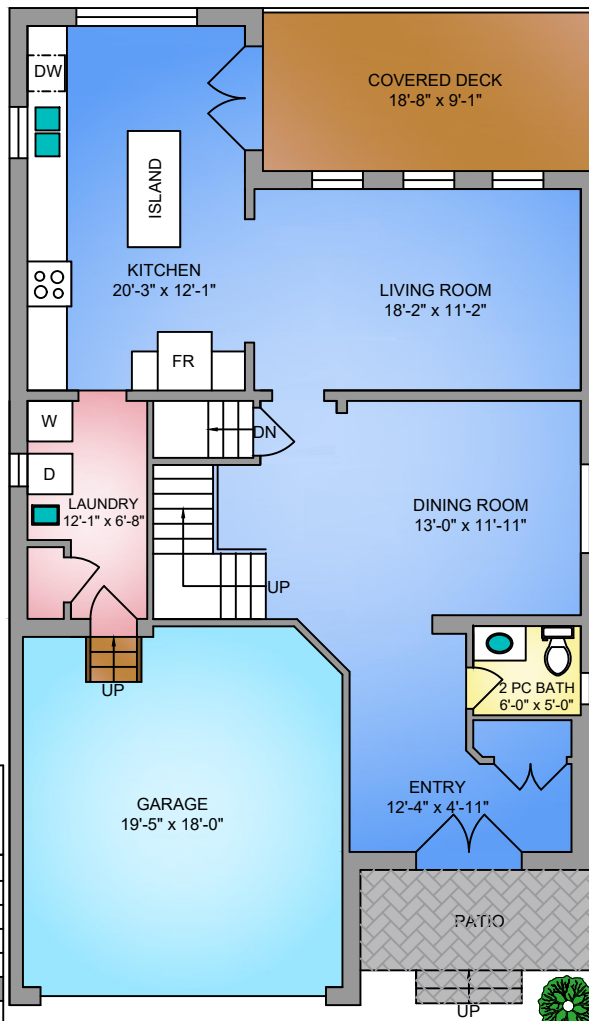


**UPPER FLOOR**  
 1488 SQ. FT.  
 8' CEILING HEIGHT

**NORTH**



**LOWER FLOOR**  
 974 SQ. FT.  
 7'-6" CEILING HEIGHT



**MAIN FLOOR**  
 1145 SQ. FT.  
 9' CEILING HEIGHT

**PROPERMEASURE**™  
 PRECISION  
 226-567-0032  
 luis@propermeasure.com  
 www.propermeasure.com

115 DUTTON WAY  
 JULY 30, 2019  
 PREPARED FOR THE EXCLUSIVE USE OF B & B TEAM  
 PLANS MAY NOT BE 100% ACCURATE, IF CRITICAL BUYER TO VERIFY.

FLOOR	AREA (SQ. FT.)			
	FINISHED	UNFINISHED	GARAGE	DECK / PATIO
MAIN	1145	-	400	73
UPPER	1488	-	-	169
LOWER	974	225	-	428
<b>TOTAL</b>	<b>3607</b>	<b>225</b>	<b>400</b>	<b>670</b>